Montaj Talimatı

R82 Crocodile yürüteç

Açı ve Yükseklik Ayarlı Tutunma Barı

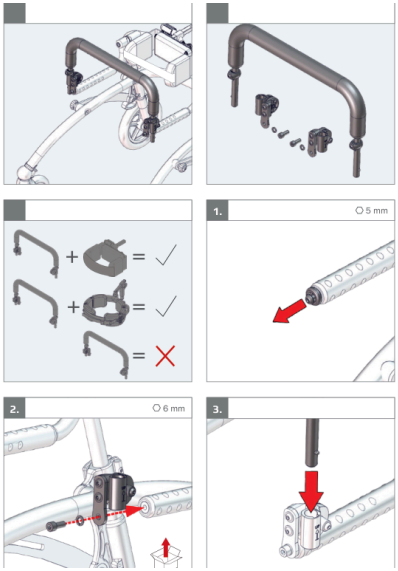

Açısı ve yüksekliği ayarlanabilen tutunma barı.

Bu montaj talimatı resimlidir: adımları sırasıyla resimlerden izleyin.
- "5 mm" gibi ölçüler kullanılacak alyan (Allen) anahtarının boyutunu, "Nm" sıkma torkunu gösterir.
- "x1", "x2" işaretleri o adımda kullanılan parça adedini gösterir.
- Montajdan sonra tüm vidaların sıkı olduğunu kontrol edin; çocuğu yürütece ayarlar tamamlandıktan sonra alın.

Yardım için: 444 00 80 · WhatsApp 0530 118 49 50

Orijinal doküman: R82 / Etac, montaj talimatı 9996098246
Türkçe kapak: TEKSAN İnovatif Medikal · alisveris.engelliler.biz

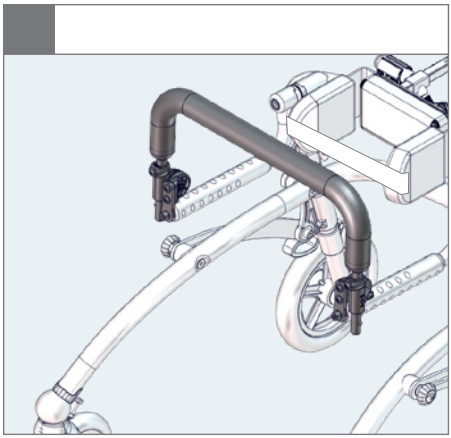



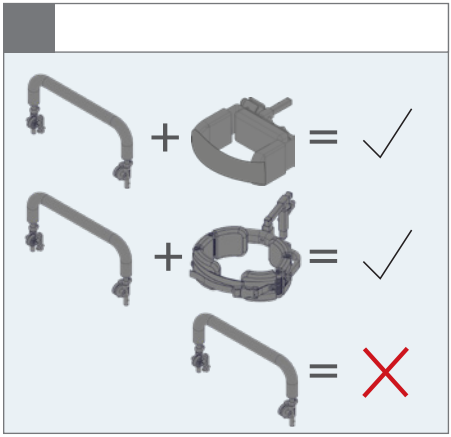

1. ⬡ 5 mm

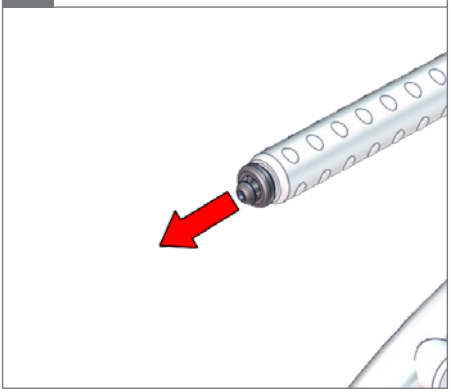

2. ⬡ 6 mm

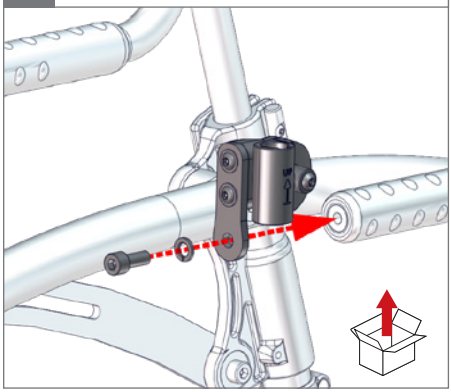

3.

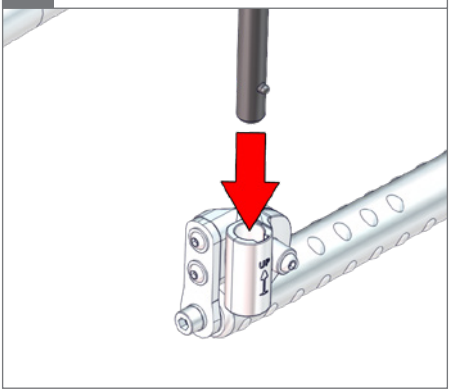

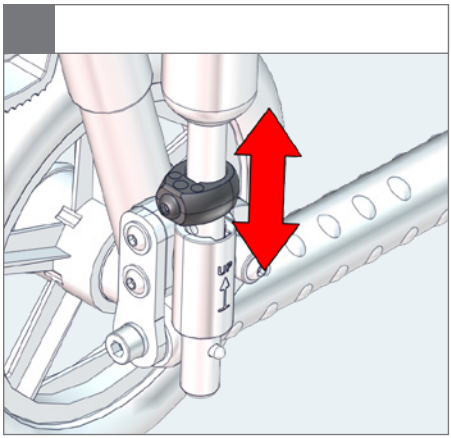

1.

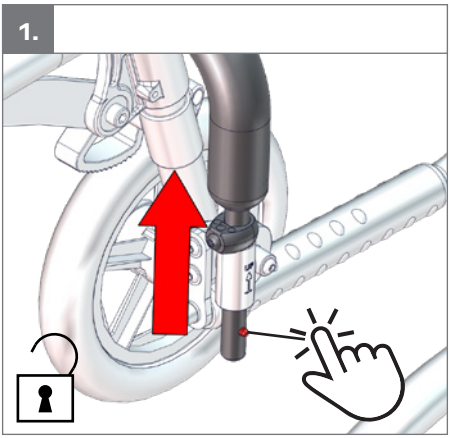

2. ⎔ 4 mm

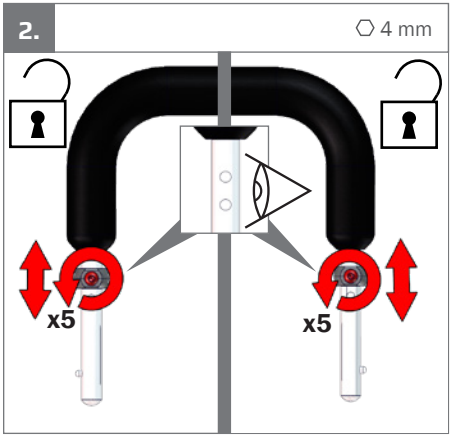

3. ⎔ 4 mm

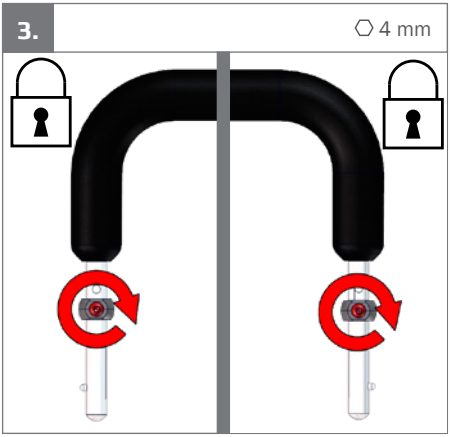

4.

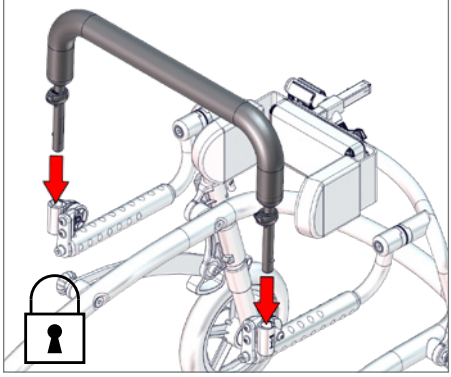

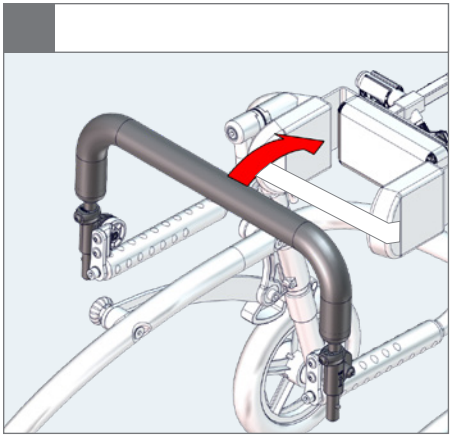

1. ⎔ 4 mm

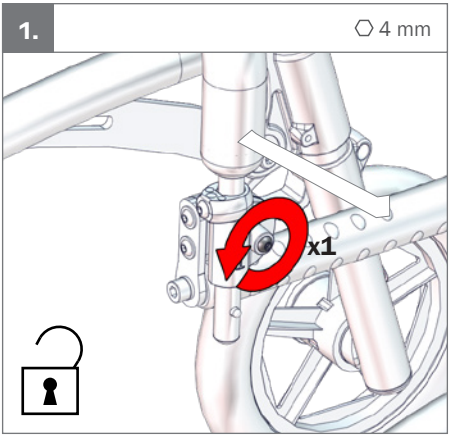

2. ⎔ 4 mm

