Montaj Talimatı

R82 Crocodile yürüteç

Kampanalı Fren Kiti (1. ve 2. ölçü)

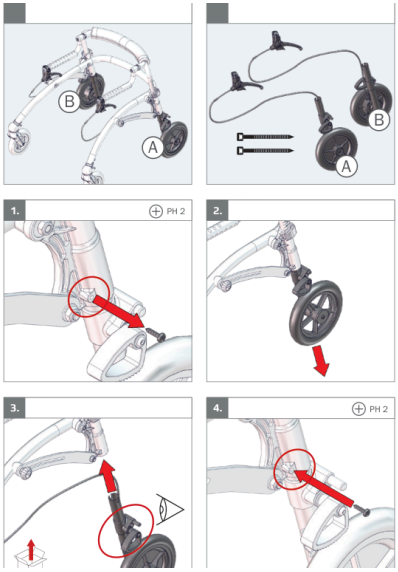

1. ve 2. ölçü için kampanalı (tambur) fren kiti.

Bu montaj talimatı resimlidir: adımları sırasıyla resimlerden izleyin.
- "5 mm" gibi ölçüler kullanılacak alyan (Allen) anahtarının boyutunu, "Nm" sıkma torkunu gösterir.
- "x1", "x2" işaretleri o adımda kullanılan parça adedini gösterir.
- Montajdan sonra tüm vidaların sıkı olduğunu kontrol edin; çocuğu yürütece ayarlar tamamlandıktan sonra alın.

Yardım için: 444 00 80 · WhatsApp 0530 118 49 50

Orijinal doküman: R82 / Etac, montaj talimatı 9996098240
Türkçe kapak: TEKSAN İnovatif Medikal · alisveris.engelliler.biz

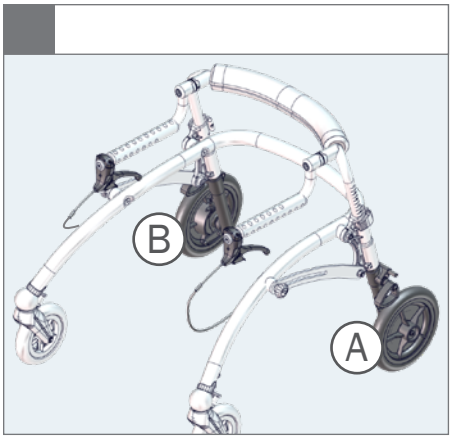



1. PH 2

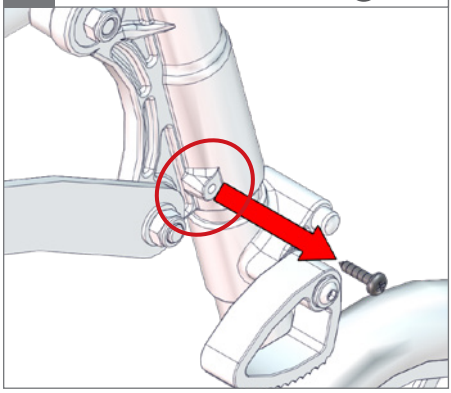

2.

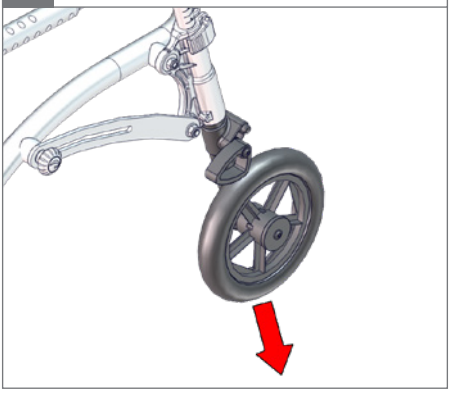

3.

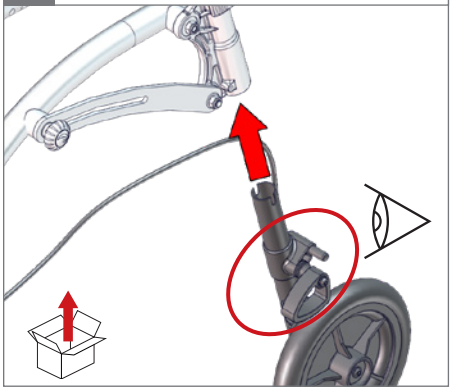

4. PH 2

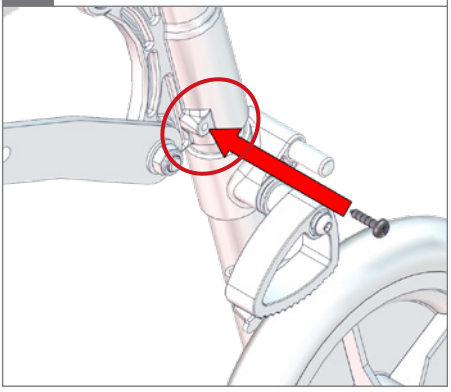

5.

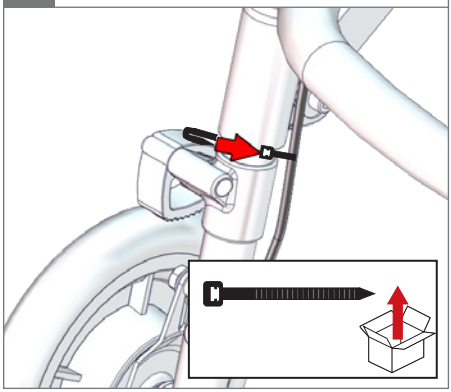

6.

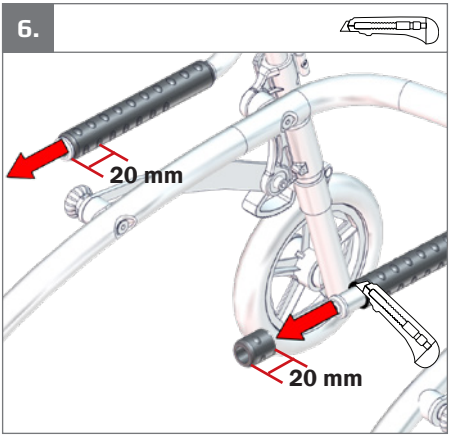

7. 4 mm

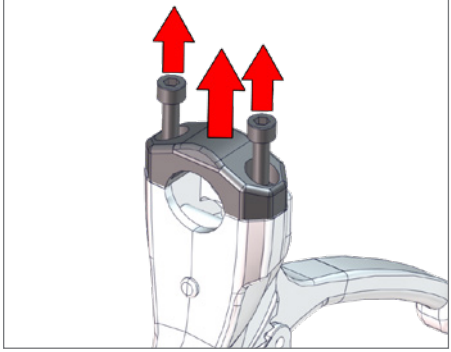

8. 4 mm

