# Montaj Talimatı

R82 Crocodile yürüteç

## Yavaşlatıcı El Freni (AT)

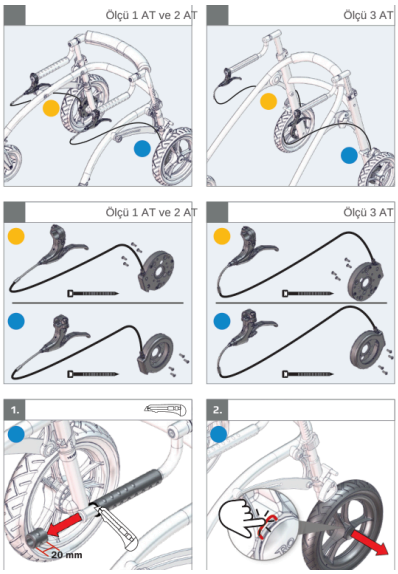


Crocodile AT'de yürütecin hızını kontrollü biçimde azaltan el freni.

Bu montaj talimatı resimlidir: adımları sırasıyla resimlerden izleyin.
- "5 mm" gibi ölçüler kullanılacak alyan (Allen) anahtarının boyutunu, "Nm" sıkma torkunu gösterir.
- "x1", "x2" işaretleri o adımda kullanılan parça adedini gösterir.
- Montajdan sonra tüm vidaların sıkı olduğunu kontrol edin; çocuğu yürütece ayarlar tamamlandıktan sonra alın.

Yardım için: 444 00 80 · WhatsApp 0530 118 49 50

Orijinal doküman: R82 / Etac, montaj talimatı 9996098244
Türkçe kapak: TEKSAN İnovatif Medikal · alisveris.engelliler.biz

Ölçü 1 AT ve 2 AT

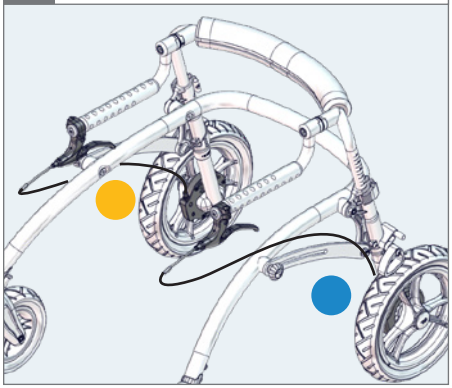

Ölçü 3 AT

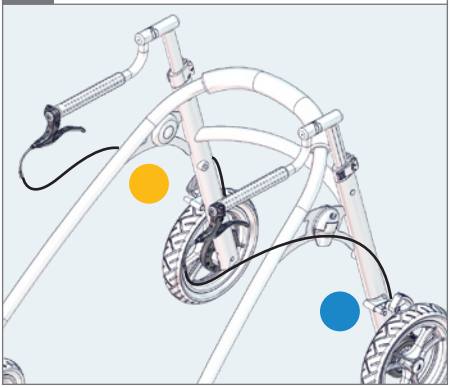

Ölçü 1 AT ve 2 AT

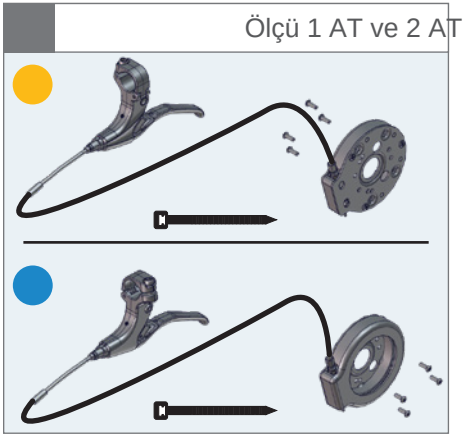

Ölçü 3 AT

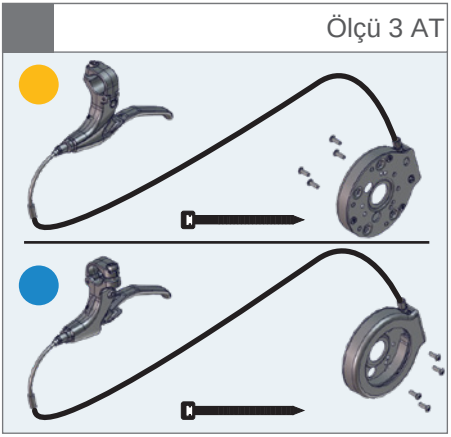

1.

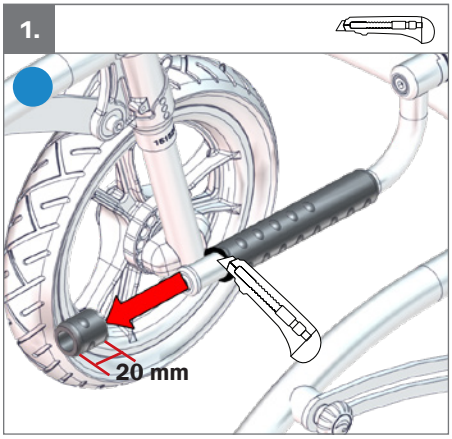


2.

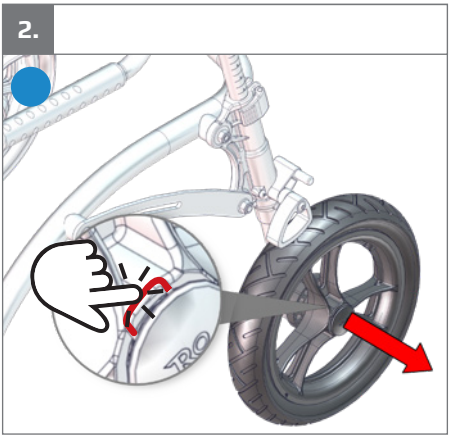

**3.** Ölçü 1 AT ve 2 AT ⬡2 mm

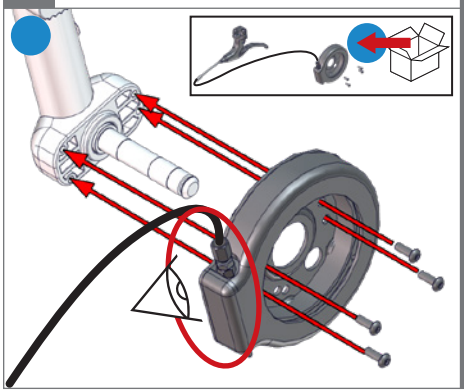

Ölçü 3 AT ⬡2 mm

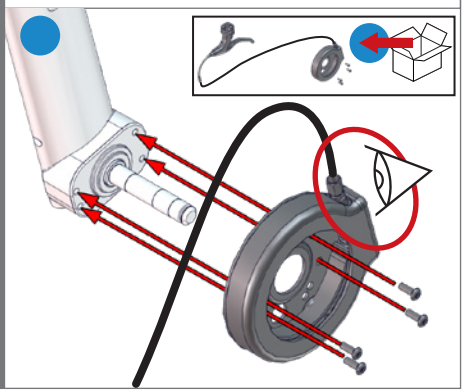

**4.**

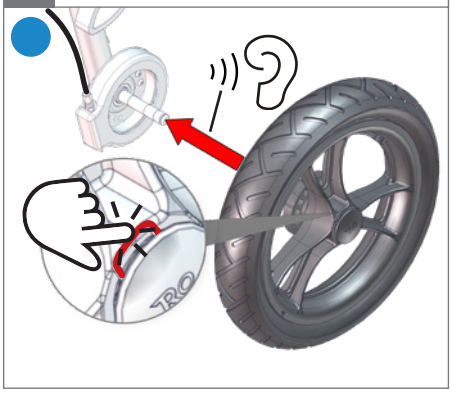

**5.** ⬡5 mm

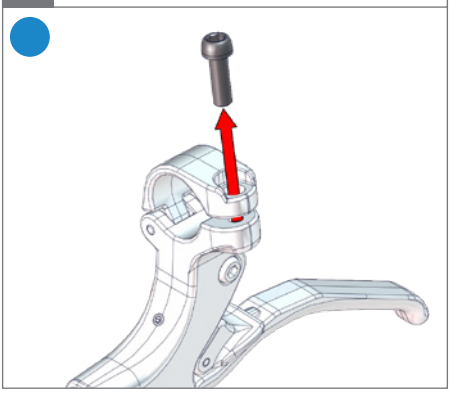

**6.**

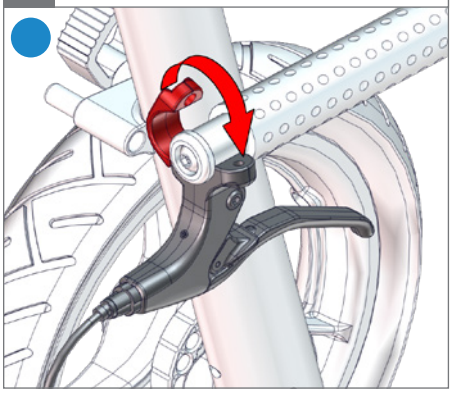

**7.** ⬡5 mm

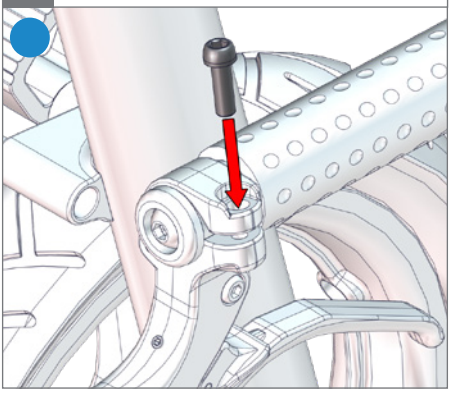

**8.** Ölçü 1 AT ve 2 AT

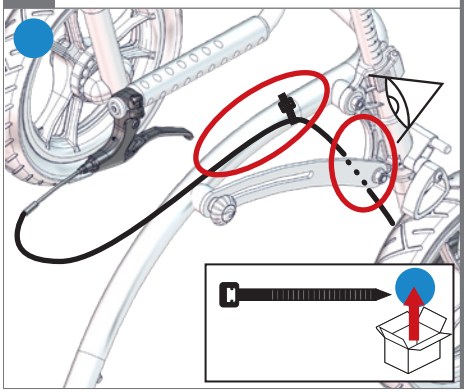

Ölçü 3 AT

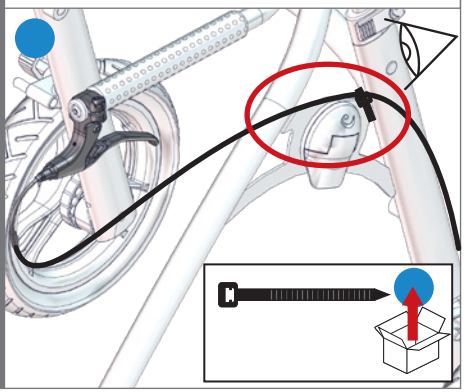

Ölçü 1 AT ve 2 AT

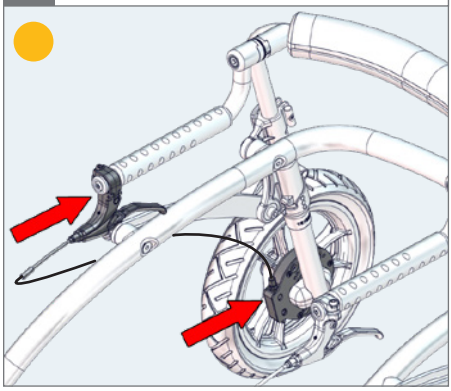

Ölçü 3 AT

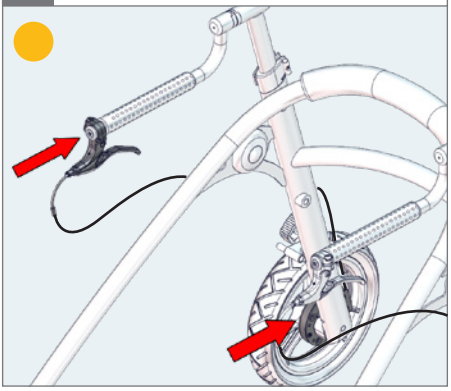

**1.** Ölçü 1 AT ve 2 AT

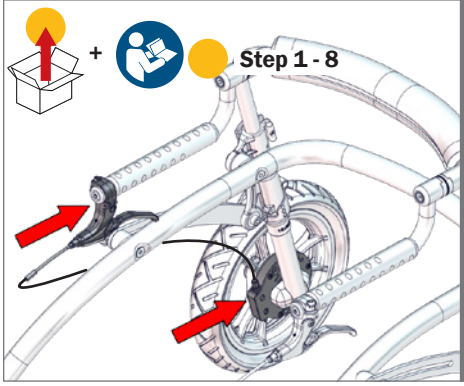


Ölçü 3 AT

